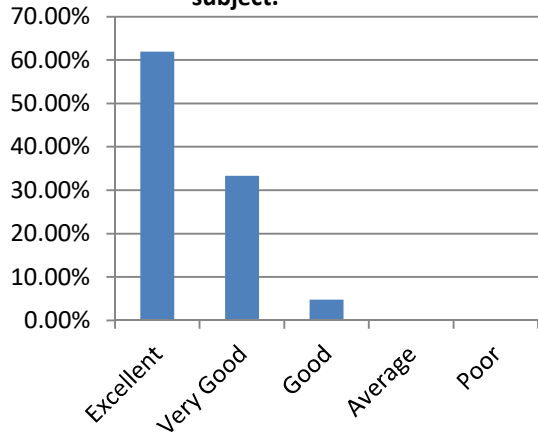


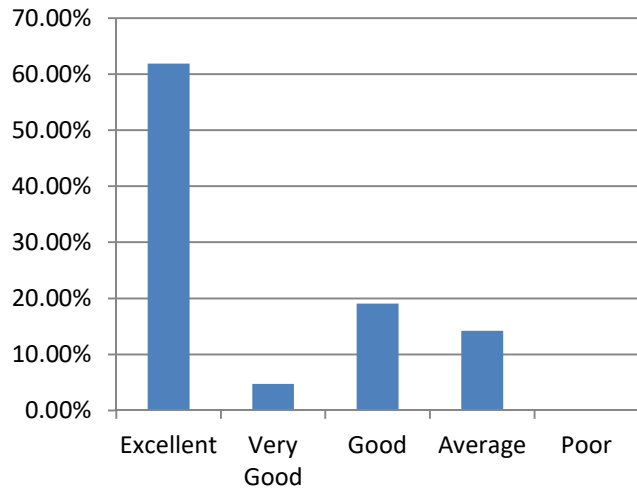
Stakeholder – Teachers Feedback**SAMPLE SIZE- 21**

ASSESSMENT YEAR – 2023-24		Criterion – 1(Metric No.1.4.1)			
	Excellent	Very Good	Good	Average	Poor
1. The course provides the complete information and knowledge about the subject.	61.90%	33.30%	4.76 %	0%	0%
2. The course is helpful for higher studies.	61.90%	4.76%	19.04%	14.20 %	0%
3. The college campus is clean and well maintained.	33.30%	42.85%	23.80%	0%	0%
4. There is adequate number of class room in the college.	47.60%	33.3%	9.52 %	9.52%	0%
5. There is adequate number of labs in the college.	42.85%	42.85%	14.20%	0.00%	0%
6. The sufficient number of books are available in the library.	42.85%	42.85%	4.76 %	4.76%	4.76%
7. Internet facilities are adequate in the college.	33.3%	23.80%	19.04%	23.80 %	0%
8. Basic facilities like washrooms, water and electricity are satisfactory in the college.	28.57%	42.85%	19.04%	9.52%	0%
9. Canteen facility is satisfactory in the college.	19.04%	33.3%	28.57%	19.04 %	0%
10. Overall environment of the college is conducive to learning.	47.61%	42.85%	4.76 %	4.76%	0%

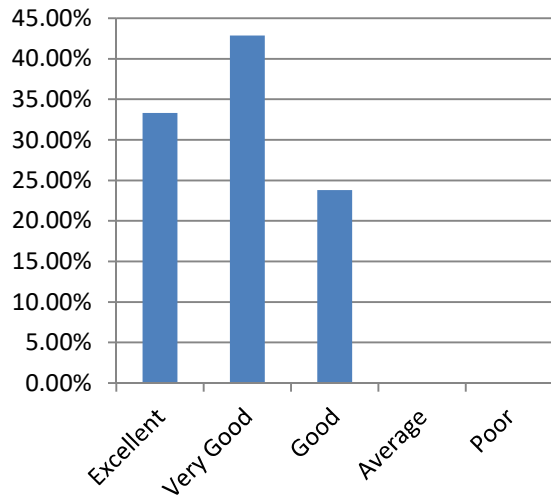
1. The course provides the complete information and knowledge about the subject.



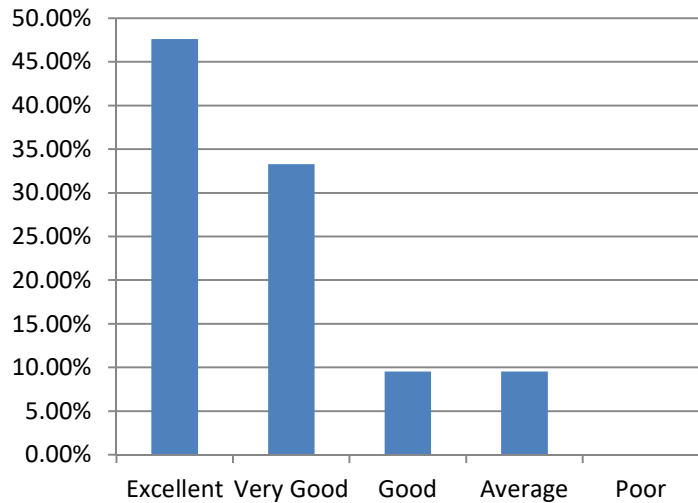
2. The course is helpful for higher studies.



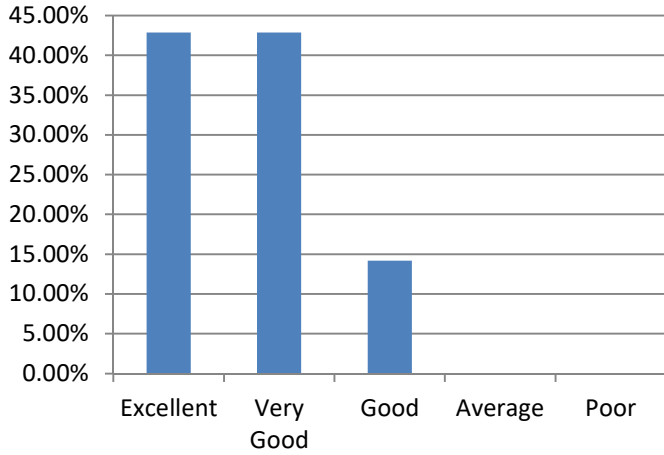
3. The college campus is clean and well maintained.



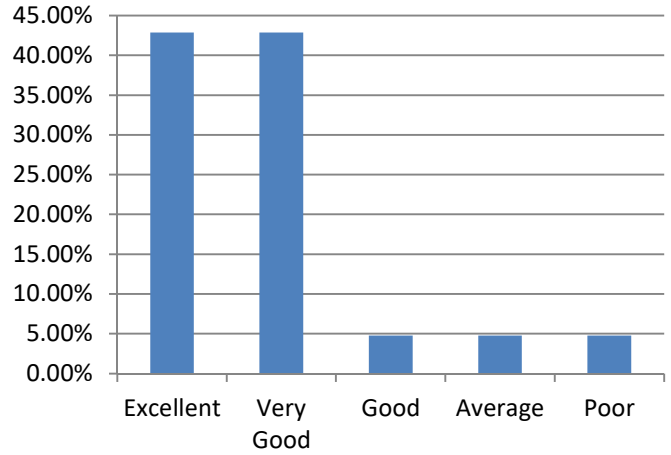
4. There is adequate number of class room in the college.



5. There is adequate number of labs in the college.



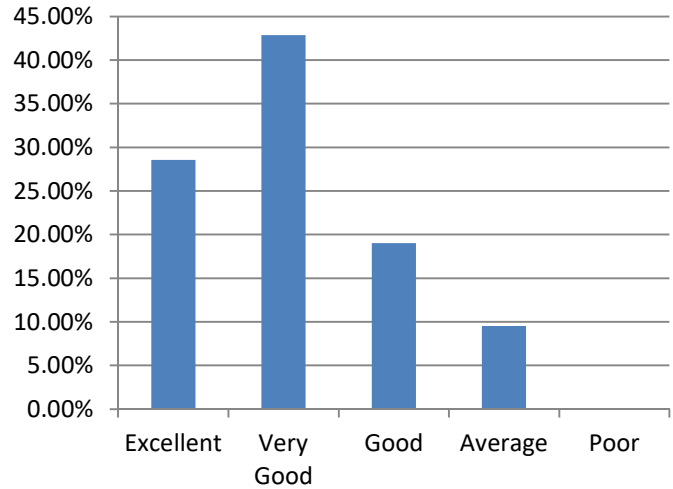
6. The sufficient number of books are available in the library.



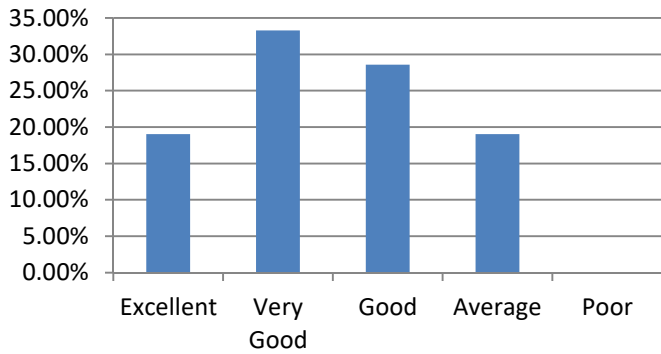
7. Internet facilities are adequate in the college.



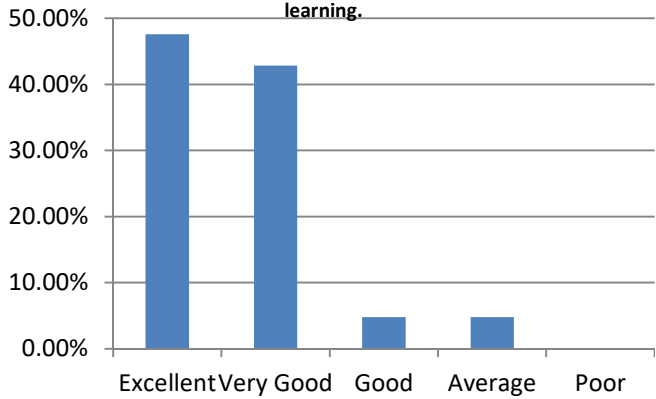
8. Basic facilities like washrooms, water and electricity are satisfactory in the college.



9. Canteen facility is satisfactory in the college.



10. Overall environment of the college is conducive to learning.



Teachers Feedback Analysis Report

Session (2023-24)

1. The course provides the complete information and knowledge about the subject: The majority of teachers, 61.90%, rated the courses as "Excellent" in terms of providing complete information and knowledge about the subject, with another 33.30% considering it "Very Good." Only 4.76% rated it as "Good," indicating that there is broad satisfaction among the staff, with no responses indicating an average or poor experience.

2. The course is helpful for higher studies: The course's relevance to higher studies received a mixed response. While 61.90% of the teachers rated it as "Excellent," a significant portion, 19.04%, rated it "Good," and 14.20% rated it "Average." Only 4.76% rated it "Very Good," revealing that a notable minority believe there is room for improvement in this area.

3. The college campus is clean and well maintained: In terms of campus cleanliness and maintenance, 33.30% of the teachers rated the college as "Excellent," and 42.85% as "Very Good," showing general satisfaction. However, 23.80% rated it as "Good," indicating that while the majority are pleased, there is some room for further improvements.

4. There is adequate number of classrooms in the college: About 47.60% of the teachers felt the number of classrooms was "Excellent," and 33.3% rated it "Very Good." Still, 9.52% of teachers gave it a "Good" and "Average" rating each, which suggests that while the majority of staff are content, a portion feels the classroom facilities could be expanded.

5. There is adequate number of labs in the college: An equal percentage of teachers, 42.85%, rated the number of labs as both "Excellent" and "Very Good," suggesting a high level of satisfaction with lab availability. However, 14.20% felt it was only "Good," indicating some minor concerns but no dissatisfaction overall.

6. The sufficient number of books are available in the library: The library book collection was rated "Excellent" and "Very Good" by 42.85% of teachers in each category. However, 4.76% of respondents rated it "Good" and "Average," and another 4.76% rated it "Poor," suggesting a small portion of teachers feel there is a lack of books available.

7. Internet facilities are adequate in the college: A third of teachers, 33.3%, rated the internet facilities as "Excellent," but 23.80% found it to be "Very Good" and an equal percentage rated it as "Average." This indicates a wide range of opinions and suggests that internet access may not be uniformly reliable across the campus.

8. Basic facilities like washrooms, water, and electricity are satisfactory in the college: Basic facilities were rated "Very Good" by 42.85% of teachers, and 28.57% found them "Excellent." However, 19.04% felt the facilities were "Good," and 9.52% rated them as "Average," indicating some concerns in this area that may need to be addressed.

9. Canteen facility is satisfactory in the college: The canteen facilities received the lowest ratings overall, with only 19.04% rating them as "Excellent" and 33.3% as "Very Good." A significant number of teachers, 28.57%, rated the canteen as "Good," and 19.04% felt it was merely "Average," highlighting this as an area where improvements could be made.

10. Overall environment of the college is conducive to learning

The overall learning environment received positive feedback, with 47.61% of teachers rating it as "Excellent" and 42.85% as "Very Good." A small percentage (4.76%) rated it as "Good" and "Average," indicating a strong consensus that the college environment supports learning effectively.

Action Taken Report: Teachers Feedback Analysis
Session (2023-24)

1. Course Content and Knowledge Delivery

Feedback: 61.90% rated course content as "Excellent," but 4.76% rated it as "Good."

Action Taken:

- Conducted a review of the course materials to ensure alignment with learning objectives.
- Organized workshops for faculty to share best practices in delivering course content.
- Initiated a feedback mechanism to gather continuous input from teachers regarding course relevance and comprehensiveness.

2. Relevance for Higher Studies

Feedback: 61.90% found the course helpful for higher studies, but 14.20% rated it as "Average."

Action Taken:

- Implemented additional resources and guidance on higher studies in course syllabi.
- Established partnerships with universities for guest lectures and seminars to enhance the transition to higher studies.
- Introduced mentorship programs pairing students with faculty members to discuss future academic pathways.

3. Campus Cleanliness and Maintenance

Feedback: 33.30% rated campus cleanliness as "Excellent," with 42.85% rating it "Very Good."

Action Taken:

- Strengthened the campus maintenance schedule, focusing on high-traffic areas and washrooms.
- Increased awareness campaigns among students and staff about the importance of maintaining cleanliness.
- Assigned a dedicated team to regularly assess cleanliness and maintenance needs on campus.

4. Classroom Availability

Feedback: 47.60% rated the number of classrooms as "Excellent," but some expressed concerns.

Action Taken:

- Evaluated classroom allocation and usage to maximize available space.
- Explored options for creating additional classrooms or repurposing existing spaces as needed.
- Improved scheduling practices to ensure better access to classrooms for all courses.

5. Laboratory Facilities

Feedback: 42.85% rated lab availability as "Excellent."

Action Taken:

- Reviewed lab requirements for each course to ensure adequacy and functionality.
- Invested in upgrading existing lab equipment and resources based on departmental needs.
- Promoted collaboration among departments to share lab facilities and resources where possible.

6. Library Resources

Feedback: 42.85% rated library resources as "Excellent," but some rated them as "Poor."

Action Taken:

- Conducted a comprehensive audit of library holdings to identify gaps and prioritize acquisitions.
- Implemented an online catalog system for better accessibility of resources.
- Organized regular book fairs and reading weeks to encourage library use and gather student input on desired materials.

7. Internet Facilities

Feedback: 33.3% rated internet facilities as "Excellent."

Action Taken:

- Upgraded the college's internet infrastructure to improve connectivity and bandwidth.
- Provided training sessions for teachers on effectively integrating technology into their teaching methods.
- Set up a feedback system for reporting internet issues to ensure timely resolutions.

8. Basic Facilities (Washrooms, Water, Electricity)

Feedback: 28.57% rated basic facilities as "Excellent."

Action Taken:

- Conducted a facilities assessment to identify and prioritize maintenance needs for washrooms and utilities.
- Engaged with students and staff to gather suggestions for improving basic amenities.
- Allocated budget for upgrading and maintaining essential services across campus.

9. Canteen Facilities

Feedback: Canteen services received lower ratings, with many finding them "Average."

Action Taken:

- Collaborated with the canteen management to evaluate menu options and pricing.
- Conducted surveys among students and staff to gather feedback on canteen services and offerings.
- Introduced health and hygiene audits to ensure food safety and quality standards are maintained.

10. Overall Learning Environment

Feedback: 47.61% rated the learning environment as "Excellent."

Action Taken:

- Promoted initiatives that encourage collaboration and open dialogue among students and faculty.
- Organized extracurricular activities and events to foster a sense of community and engagement.
- Ensured ongoing evaluations of campus facilities and resources to maintain a conducive learning environment.

Conclusion

The college is committed to addressing the feedback provided by teachers, recognizing that these actions will enhance the overall educational experience. Regular follow-ups will be conducted to assess the effectiveness of the implemented changes and gather further input for continuous improvement.

4o mini